



Innovation, Interdisciplinary and teaching for the future"

Ulla-Maija Seppänen, OT (reg.), MScOT
Senior Lecturer, LAB Master

Oulu University of Applied Sciences



METHOD FOR THE WORKSHOP

LAB STUDIO MODEL

In brief:

LAB studio model is a training model developed at Oamk and first used in Oulu GameLAB. Later in Oulu CloudLAB, Oulu AppLAB and Oulu DevLAB. 2016 also in Oulu EduLAB and Oulu LifeLAB.

Advantages:

Company & university co-operation, interdisciplinary approach, international perspective, coaching, project and effective team work are all used in the LAB model to create the best possible solutions for learning.

COMPASSION



TECHNOLOGY



SKILLS FOR LEARNING



STUDENTS WE ARE
TEACHING NOW WILL BE
WORKING NEXT 40 YEARS



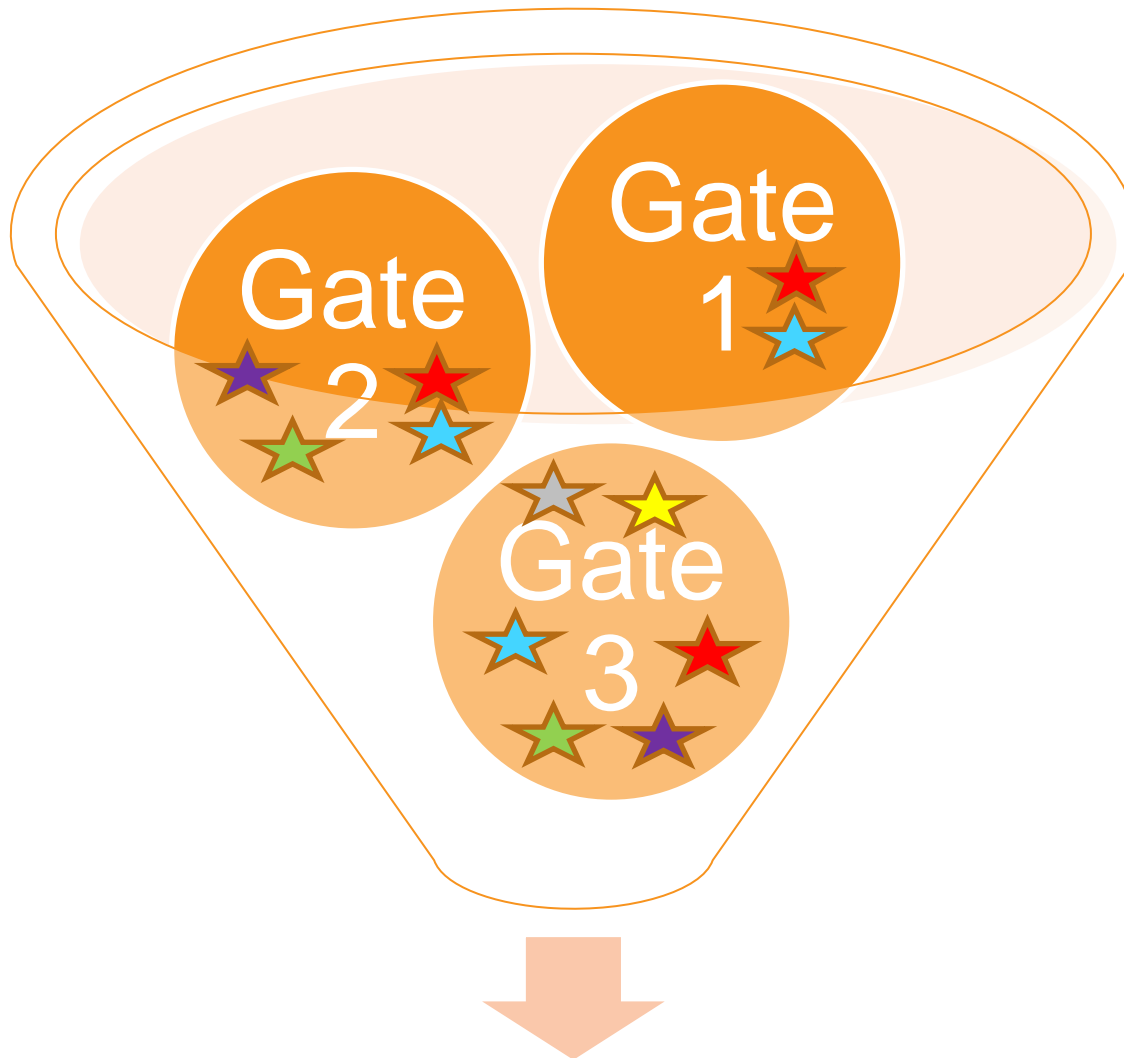
SERVICE



DIVERSITY AND
INCLUSION



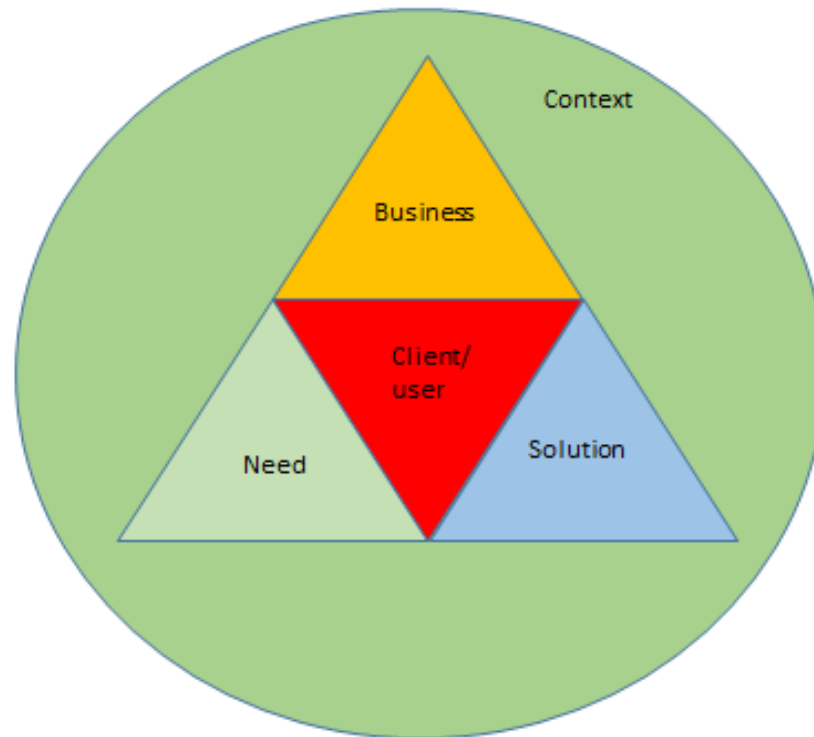
OUR 21ST CENTURY



Best projects will become
protos/ demos

STEPS TO FOLLOW IN THIS WORKSHOP

1. Defining the problem from our client
2. Exploring the context ("keynote")
3. Exploring and understanding the need and client
4. Developing solution(-s) in order to solve the problem /problems (Do we have business here?)
5. Pitching the solution
6. Choosing the best solutions
7. Making them even better – developing plan to sell solutions for our client
8. Presenting and selling solution to our client



Defining the PROBLEM

What are the actions to support, develop and improve educational programmes for European occupational therapist that are high quality, relevant and responsive to changes in society?

**innovativeness
interdisciplinary
teaching for the future**

Our client is ENOTHE network and via it all occupational therapy educations in Europe

Understanding the context



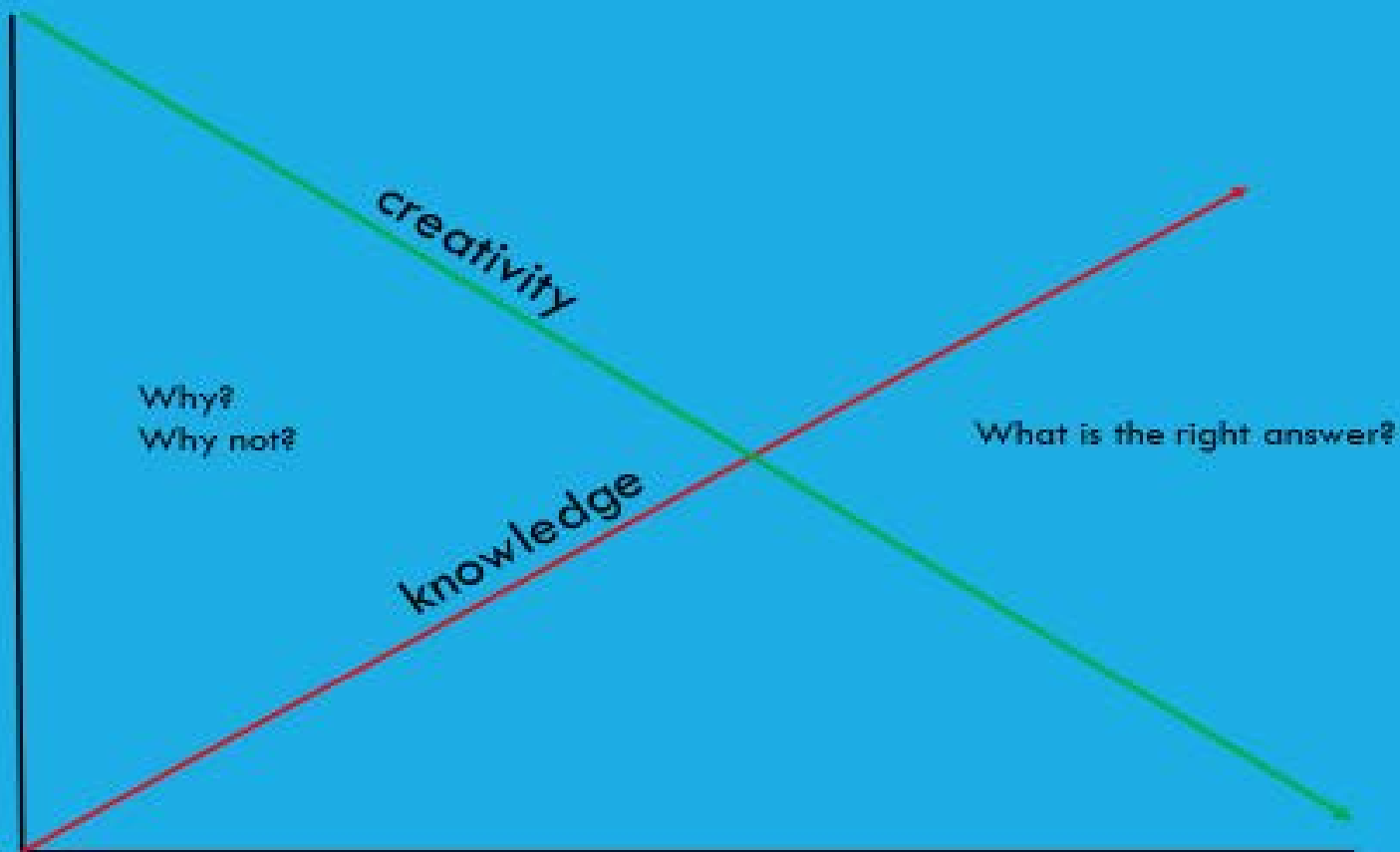
Understanding the context



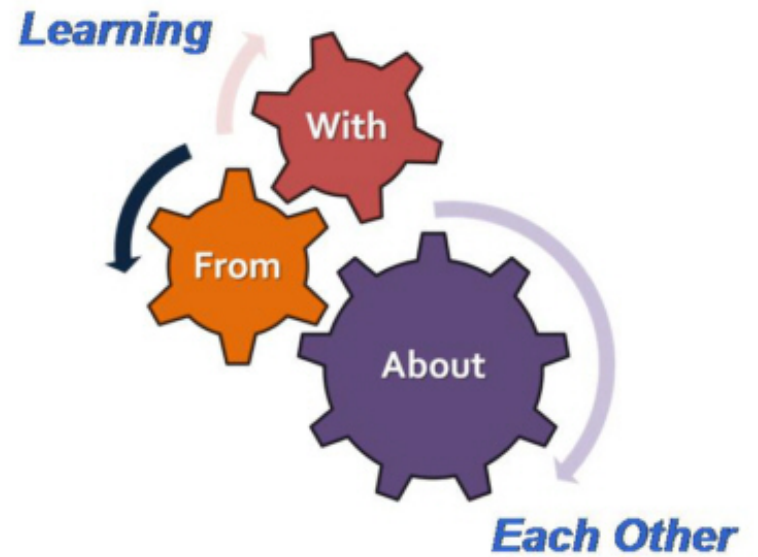




CHALLENGE
EFFORT
RESILIENCE



FAILURE





They say...

"One thing
that you can't
recycle is wasted
time".

are not
ing ?

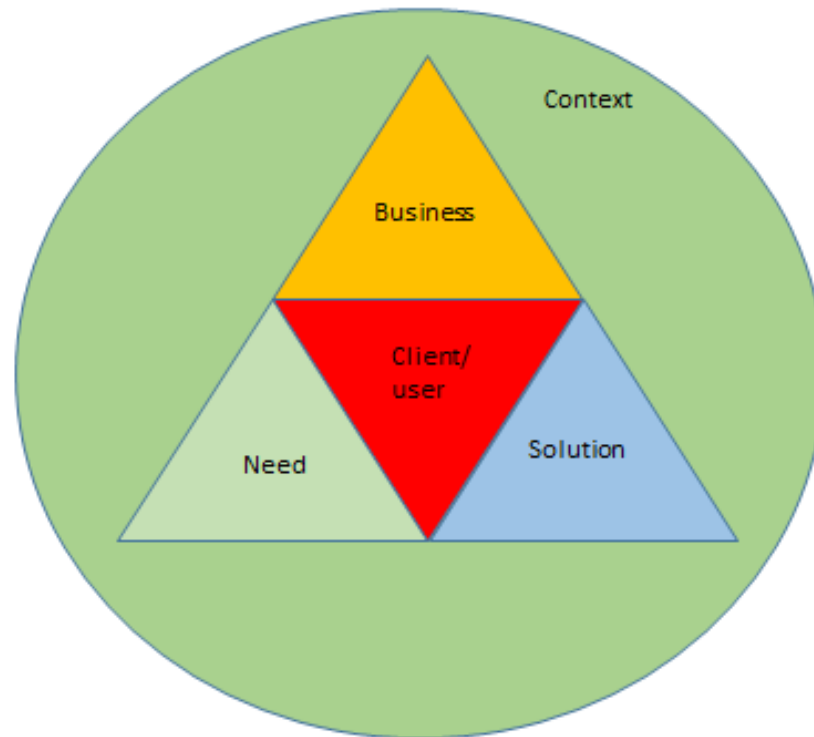
NO FEE

CLIENT CENTERED ?



STEPS TO FOLLOW IN THIS WORKSHOP

1. Defining the problem from our client
2. Exploring the context ("keynote")
3. Exploring and understanding the need and client
4. Developing solution(-s) in order to solve the problem /problems (Do we have business here?)
5. Pitching the solution
6. Choosing the best solutions
7. Making them even better – developing plan to sell solutions for our client
8. Presenting and selling solution to our client



TASK PART 1

- Based to the ideas from what you just heard discuss in a small group about
 - Innovations in occupational therapy education
 - Interdisciplinarity in occupational therapy education
 - Teachers skills to face the challenges of needs of the education in the future

TASK PART 2

- Your task as a group is to make mission statements of selected theme (innovations in OT-education, interdisciplinary learning in OT-education and teachers skills for future teaching and learning)
- Every group will make ___ amount of statements in 10 minutes
- Then you will have 1 minute / statement to pitch your idea for the others in this workshop
- Everyone will vote what are the best mission statements, because only the best ones can continue

TASK PART 3

- All group will decide what is groups for each chosen statements to continue working with
 - Statements have to be short and clear, because they will be presented in general assembly of ENOTHE
 - The idea is that these will be important points when developing the new strategy and priorities for ENOTHE in the next 5 years